

# FIANCHI E CASSONETTI

**END CAPS AND PROFILBOX**

**CONSOLES ET COFFRES**

**BLENDENKAPPEN UND BLENDENKASTEN**



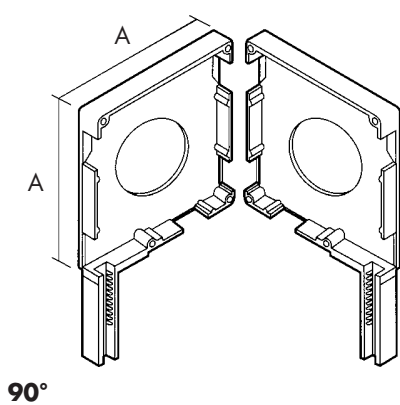
## TABELLA COLORI / COLOUR TABLE FOR END CAPS

<i>finitura finishing</i>	COLORE	COLOUR	COLEUR	FARBE	(...)
<b>GREZZO MILL BRUT BLANK</b>					B
<b>VERNICIATO PAINTED LAQUE LACKIERT</b>	BIANCO	WHITE	BLANC	WEISS	31
	GRIGIO	GREY	GRIS	GRAU	32
	MARRONE	BROWN	BRUN	BRAUN	33
	ALLUMINIO	ALUMINIUM	ALUMINIUM	ALUMINIUM	34
	BRONZO	BRONZE	BRONCE	BRONZE	37
	CREMA	CREAM	CREME	GOLD	38
	VERDE	GREEN	VERT	GRUN	43

UNITA' DI MISURA: COPPIA  
 MEASUREMENT: PAIR  
 UNITE DE MESURE: PAIRE  
 MASSEINHEIT: PAAR

disegno type	codice code	dimensioni mm. dimensions mm.	descrizione prodotto product description	imballo packaging
	<b>A 8010</b>	A = 100	Fianchi 90° in alluminio, perno Ø 12 mm.	25
	<b>A 8020</b>	A = 125	(...) tabella colori	25
	<b>A 8030</b>	A = 137	Aluminium end cap 90° with pivot Ø 12 mm.	30
	<b>A 8035</b>	A = 150	(...) colour table	25
	<b>A 8040</b>	A = 165	Console 90° en aluminium avec pivot Ø 12 mm.	25
	<b>A 8050</b>	A = 180	(...) tableau des couleurs	20
	<b>A 8060</b>	A = 205	Blendenkappe 90° aus Aluminium	15
	<b>A 8075</b> <b>A 8080</b>	A = 250 A = 275	mit Stift Ø 12 mm. (...) farbtabelle	10 7
	<b>A 8110</b>	A = 125	Fianchi 45° in alluminio, perno Ø 12 mm.	25
	<b>A 8120</b>	A = 137	(...) tabella colori	25
	<b>A 8125</b>	A = 150	Aluminium end cap 45° with pivot Ø 12 mm.	25
	<b>A 8130</b>	A = 165	(...) color table	25
	<b>A 8140</b>	A = 180	Console 45° en aluminium avec pivot Ø 12 mm.	20
	<b>A 8150</b>	A = 205	(...) tableau des couleurs	15
	<b>A 8170</b>	A = 230	Blendenkappe 45° aus Aluminium	25
	<b>A 8160</b>	A = 250	mit Stift Ø 12 mm. (...) farbtabelle	10
	<b>A 8520</b> <b>A 8500</b>	A = 205 - 45° A = 250 - 45°	Fianchi 45° in alu per piastra 100x100 Alu end caps 45° big leg for plate 100x100 Console 45° en aluminium pour support 100x100 Aluminium Blendenkappe 45° für Platte 100x100	10 8
	<b>A 8510</b>	A = 300 - 45°	Fianchi 45° in alu per piastra 100x100 Alu end caps 45° big leg for plate 100x100 Console 45° en aluminium pour support 100x100 Aluminium Blendenkappe 45° für Platte 100x100	6
	<b>A 8525</b>	A = 137	Fianco 90° in alu, perno Ø 12 mm. per Pvc box	30
	<b>A 8530</b>	A = 150	Alu end caps 90° for Pvc box	20
	<b>A 8535</b>	A = 165	Console 90° alu pour Pvc caisson	20
	<b>A 8540</b>	A = 180	Aluminium Blendenkappe 90° für Kästen aus Kunststoff	15

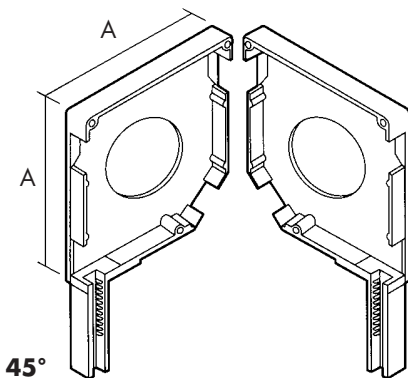
disegno type	codice code	dimensioni mm. dimensions mm.	descrizione prodotto product description	imballo packaging	
	<b>A 8950</b>	A = 137	Fianco 20° in alluminio, perno Ø 12mm.	25	
	<b>A 8951</b>	A = 165	Aluminium end cap 20° with pivot Ø 12mm.	25	
				Console 20° en aluminium avec pivot Ø 12mm.	
				Alu blendenkappe 20° mit stift Ø 12mm.	
	<b>A 8952</b>	A = 134	Placca di contenimento 20°	50	
	<b>A 8953</b>	A = 162	in acciaio galvanizzato	50	
			Galvanized steel safety plate 20°		
			Plane console 20° en acier galvanized		
			Abweisblech 20° aus verzinkem stahl		



<b>A 8625</b>	A = 137
<b>A 8630</b>	A = 150
<b>A 8635</b>	A = 165
<b>A 8640</b>	A = 180
<b>A 8645</b>	A = 205
<b>A 8650</b>	A = 250

Fianco 90° alu centrale foro Ø 72mm.	30
senza bordo	25
Aluminium end cap 90° central hole Ø 72mm.	25
without edge	20
Consoles centrales 90° en alu perçage Ø 72	15
sans rebord	10
Zentral Blendenkappe aus alu bohrung Ø 72	
ohne Rand	

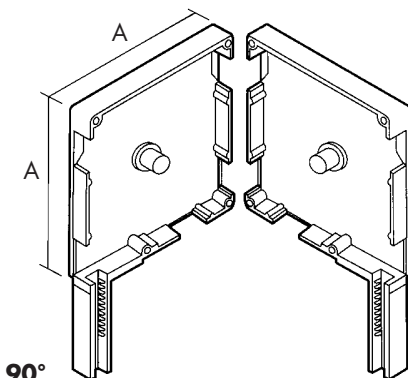
90°



<b>A 8660</b>	A = 137
<b>A 8665</b>	A = 150
<b>A 8670</b>	A = 165
<b>A 8675</b>	A = 180
<b>A 8680</b>	A = 205

Fianco centrale foro Ø 72 mm. senza bordo	30
Aluminium end cap 45° central hole Ø 72 mm.	25
without edge	25
Consoles centrales 45° perçage Ø 72 mm.	20
sans rebord	10
Zentral blendenkappe aus alu 45°	
bohrung Ø 72 mm. ohne Rand	

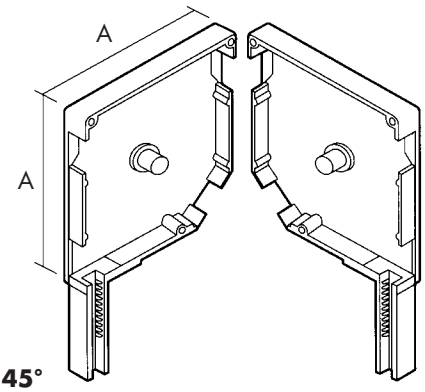
45°

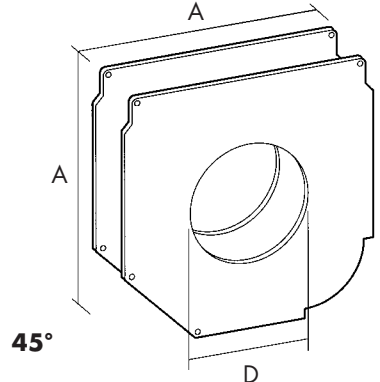


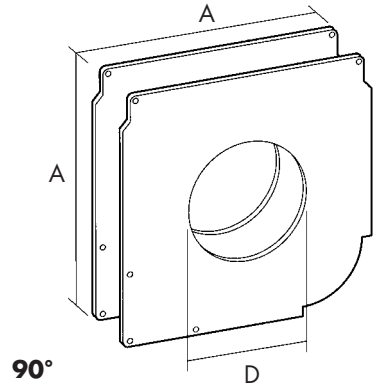
<b>A 8700</b>	A = 137
<b>A 8705</b>	A = 150
<b>A 8710</b>	A = 165
<b>A 8715</b>	A = 180
<b>A 8720</b>	A = 205
<b>A 8725</b>	A = 250

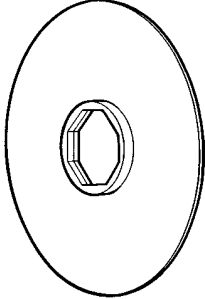
Fianco centrale 90° con perno senza bordo	30
Alu central end caps 90°	25
with pivot without edge	25
Console 90° en alu avec pivot Ø 12 mm.	20
sans rebord	15
Zentral aluminium Blendenkappe 90°	10
mit Stift Ø 12 mm. ohne Rand	

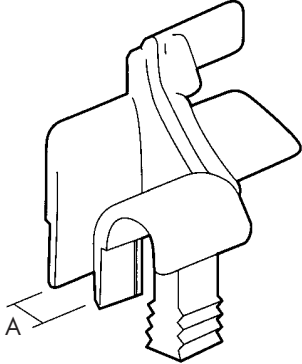
90°

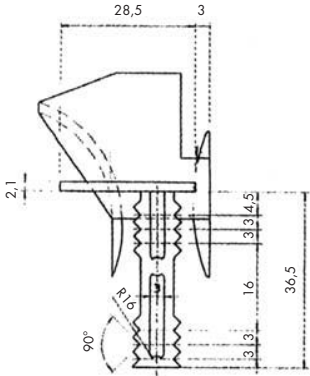
disegno type	codice code	dimensioni mm. dimensions mm.	descrizione prodotto product description	imballo packaging
	<b>A 8730</b>	A = 137	Fianco centrale 45° con perno Ø 12 mm.	30
	<b>A 8735</b>	A = 150	senza bordo	25
	<b>A 8740</b>	A = 165	Central end caps 90° with pivot Ø 12 mm.	25
	<b>A 8745</b>	A = 180	without edge	20
	<b>A 8750</b>	A = 205	Console 45° en alu avec pivot Ø 12 mm.	15
			sans rebord	
			Zentral aluminium Blendenkappe 45° mit Stift Ø 12 mm. ohne Rand	

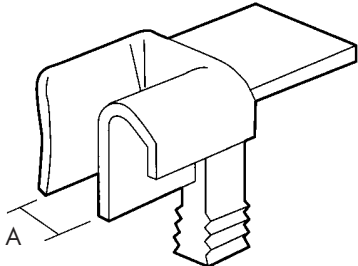
	<b>A 8370</b>	A = 122 D = 55	Placca di contenimento 45°	50
	<b>A 8380</b>	A = 122 D = 72	in acciaio galvanizzato	50
	<b>A 8390</b>	A = 134 D = 55	Galvanized steel safety plate 45°	75
	<b>A 8400</b>	A = 134 D = 72	Plaque console 45° en acier galvanise	75
	<b>A 8410</b>	A = 147 D = 55	Abweisblech 45° aus Verzinktem Stahl	75
	<b>A 8420</b>	A = 147 D = 72		75
	<b>A 8430</b>	A = 162 D = 55		75
	<b>A 8440</b>	A = 162 D = 72		75
	<b>A 8450</b>	A = 177 D = 55		75
	<b>A 8460</b>	A = 177 D = 72		75
	<b>A 8470</b>	A = 202 D = 55		50
	<b>A 8480</b>	A = 202 D = 72		50
	<b>A 8490</b>	A = 250 D = 72		25
	<b>A 8491</b>	A = 250 D = 55		25
	<b>A 8492</b>	A = 300 D = 55		18
<b>A 8495</b>	A = 300 D = 72		18	


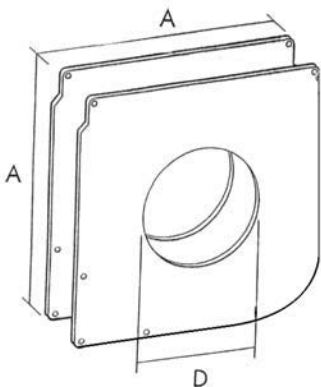
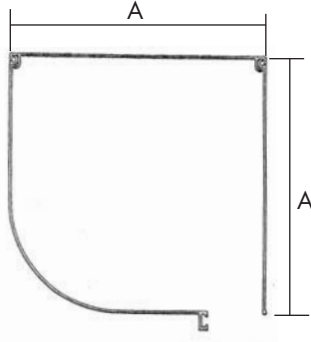
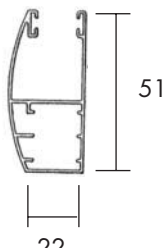
	<b>A 8200</b>	A = 97 D = 55	Placca di contenimento 90°	50
	<b>A 8210</b>	A = 97 D = 72	in acciaio galvanizzato	50
	<b>A 8220</b>	A = 122 D = 55	Galvanized steel safety plate 90°	50
	<b>A 8230</b>	A = 122 D = 72	Plaque console 90° en acier galvanise	50
	<b>A 8240</b>	A = 134 D = 55	Abweisblech 90° aus Verzinktem Stahl	75
	<b>A 8250</b>	A = 134 D = 72		75
	<b>A 8260</b>	A = 147 D = 55		75
	<b>A 8270</b>	A = 147 D = 72		75
	<b>A 8280</b>	A = 162 D = 55		75
	<b>A 8290</b>	A = 162 D = 72		75
	<b>A 8300</b>	A = 177 D = 55		75
	<b>A 8310</b>	A = 177 D = 72		75
	<b>A 8320</b>	A = 202 D = 55		50
	<b>A 8330</b>	A = 202 D = 72		50
	<b>A 8340</b>	A = 250 D = 72		25
<b>A 8345</b>	A = 250 D = 55		25	


disegno type	codice code	dimensioni mm. dimensions mm.	descrizione prodotto product description	imballo packaging
	A 8830	Ø 85 per rullo 40	Disco di contenimento in plastica	100
	A 8840	Ø 100 per rullo 40	Plastic guide flange	100
	A 8850	Ø 120 per rullo 40	Flasque de guidage	100
	A 8860	Ø 140 per rullo 40	Begrenzungsscheibe aus Kunststoff	100
	A 8870	Ø 155 per rullo 40		100
	A 8875	Ø 170 per rullo 40		100
	A 8876	Ø 170 per rullo 60		100
	A 8880	Ø 195 per rullo 60		50
	A 8885	Ø 230 per rullo 60		50
	A 8886	Ø 280 per rullo 60		50
	A 8887	Ø 170 per rullo 70		100
	A 8888	Ø 230 per rullo 70		50
A 8889	Ø 280 per rullo 70		25	

	A 8800	A = 10	Terminale per fianco mini in nylon Polyamide entry guide for mini end cap Tulipe en polyamide pour console mini Einlaufstrichter aus Polyamid fuer Blendenkappe mini	200
	A 8810		Terminale Mini con rullino Mini entry guide with roll Tulipe en polyamide pour console avec enrrouler Colori / Colours / Couleurs / Farbe: bianco 31 - marrone 33 / white 31 - brown 33 blanc 31 - brun 33 / weiss 31 - braun 33	200

	A 8825	A = 14	Terminale in nylon per fianco standard. Polyamide entry guide roll for standard end cap. Tulipe en polyamide pour console standard. Einlaufstrichter aus Polyamid mit Umlenkrolle für Blendenkappe standard.  Colori / Colours / Couleurs / Farbe: bianco 31 - marrone 33 / white 31 - brown 33 blanc 31 - brun 33 / weiss 31 - braun 33	200
---	--------	--------	---	-----

	A 8820	A = 14	Terminale per fianco standard in nylon. Polyamide entry guide for standard end cap. Tulipe en polyamide pour console standard. Einlaufstrichter aus Polyamid für Blendenkappe.  Colori / Colours / Couleurs / Farbe: bianco 31 / white 31 / blanc 31 / weiss 31	100
---	--------	--------	--	-----


disegno type	codice code	dimensioni mm. dimensions mm.	descrizione prodotto product description	imballo packaging
	<b>A 8125/R</b>  <b>A 8140/R</b>  <b>A 8150/R</b>	A = 150  A = 180  A = 205	Fianco tondo in alu con perno $\varnothing$ 12 mm. Alu round end cap with pivot $\varnothing$ 12 mm.	
	<b>A 8410/R</b> <b>A 8420/R</b>  <b>A 8450/R</b> <b>A 8460/R</b>  <b>A 8470/R</b> <b>A 8480/R</b>	A = 150 - D = 55 A = 150 - D = 72  A = 180 - D = 55 A = 180 - D = 72  A = 205 - D = 55 A = 205 - D = 72	Placca contenimento per fianco tondo Galvanised steel round form safety plate	
	<b>CAR/150</b> <b>CAR/180</b> <b>CAR/205</b>	A = 150x150 A = 180x180 A = 205x205	Cassonetto tondo in alluminio estruso Alu round profil box	
	<b>A 11025/R</b>		Guida Alu per cassonetti tondo Alu round channel for box	

**PROFILBOX**codice  
codedisegno  
typecolori  
colours

CA 100 - 90°/3  
 CA 125 - 90°/3  
 CA 137 - 90°/3  
 CA 150 - 90°/3  
 CA 165 - 90°/3  
 CA 180 - 90°/3  
 CA 205 - 90°/3  
 CA 250 - 90°/3




bianco 31  
 testa di moro 33  
 alu naturale 34  
 bronzo 37  
 crema 38  
  
 white 31  
 dark brown 33  
 natural alu 34  
 bronze 37  
 beige 38



CA 100 - 90°/4  
 CA 125 - 90°/4  
 CA 137 - 90°/4  
 CA 150 - 90°/4  
 CA 165 - 90°/4  
 CA 180 - 90°/4  
 CA 205 - 90°/4  
 CA 250 - 90°/4




bianco 31  
 testa di moro 33  
 alu naturale 34  
 bronzo 37  
 crema 38  
  
 white 31  
 dark brown 33  
 natural alu 34  
 bronze 37  
 beige 38



CA 100 - 90°/2  
 CA 125 - 90°/2  
 CA 137 - 90°/2  
 CA 150 - 90°/2  
 CA 165 - 90°/2  
 CA 180 - 90°/2  
 CA 205 - 90°/2  
 CA 250 - 90°/2  
 CA 300 - 90°/2  
 CA 400 - 90°/2



bianco 31  
 testa di moro 33  
 alu naturale 34  
 bronzo 37  
 crema 38  
  
 white 31  
 dark brown 33  
 natural alu 34  
 bronze 37  
 beige 38


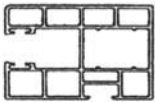
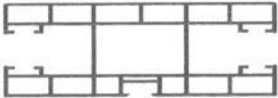
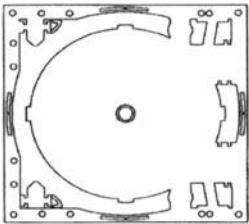



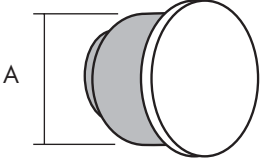
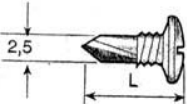
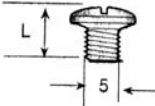
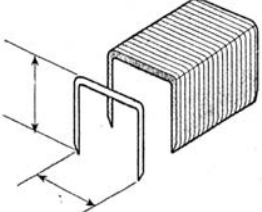
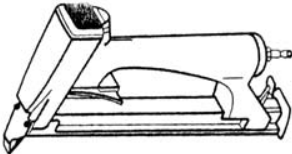
CA 125 - 45°  
 CA 137 - 45°  
 CA 150 - 45°  
 CA 165 - 45°  
 CA 180 - 45°  
 CA 205 - 45°  
 CA 250 - 45°  
 CA 300 - 45°



bianco 31  
 testa di moro 33  
 alu naturale 34  
 bronzo 37  
 crema 38  
  
 white 31  
 dark brown 33  
 natural alu 34  
 bronze 37  
 beige 38



disegno type	codice code	dimensioni mm. dimensions mm.	descrizione prodotto product description	imballo packaging
		<p>155 esterno/external size</p> <p>170 esterno/external size</p> <p>184 esterno/external size</p> <p>200 esterno/external size</p>	<p>Cassonetto PVC tipo <b>"PAVIA"</b> PVC box <b>"PAVIA"</b> type</p>	
		<p>30 x 27</p>	<p>Guida semplice PVC Simple PVC channel</p>	
			<p>Guida doppia PVC Double PVC channel</p>	
		<p>155</p> <p>170</p> <p>184</p> <p>200</p>	<p>Fianco in PVC PVC end cap</p>	

disegno type	codice code	dimensioni mm. dimensions mm.	descrizione prodotto product description	imballo packaging
	...	Ø 4 L = 7	Rivetto in alu Aluminium rivet	10000
	<b>A 8890</b> <b>A 8900</b>	A = Ø 10 A = Ø 8	Chiudi fori per guide Plastic covering plug for guide  Bianco - white - blanc - weiss Marrone - brown - marron - braun Crema - cream - creme - elfenbein	10000 10000
	...	L = 10	Vite autofilettante Steel screw	10000
	...	L = 7	Vite per fianchi standard Steel screw for standard end cap	10000
	<b>A 14004</b> <b>A 14003</b> <b>A 14002</b>	mis. 99/4 mis. 99/6 mis. 99/8	Punti metallici Metal staples for gun	24000 10000 10000
	<b>A 14001</b>		Aggraffatrice pneumatica Pneumatic gun (Stanley 99.16)	1